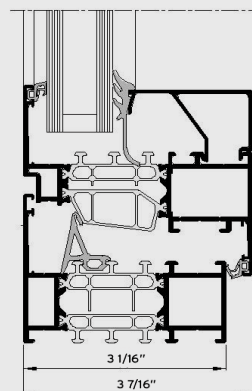



MASTERLINE 8

Crafted for masters

R
Reynaers
Aluminium



MasterLine 8 is a unique windows and doors system that combines countless design possibilities with first-in-class performance and production speed. This system gives you a wide design range to perfectly fit any architectural style while at the same time offering the ultimate performance regarding thermal insulation and air- and water tightness, with a limited system depth of 3 1/16". This new generation of innovative window and door solutions mirrors the current architectural trend towards maximizing daylight while offering ultimate insulation levels. MasterLine 8 panel doors even come with passive house certification.



EUROPEAN ALUMINIUM
Environmental Product Declaration



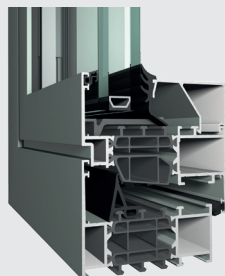


ENERGY EFFICIENCY

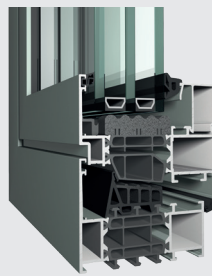
Windows

MasterLine 8 windows feature 3 different levels of insulation, offering solutions for high insulated, low energy, and even passive houses. These different levels of insulation are achieved by the integration of new and clever materials.

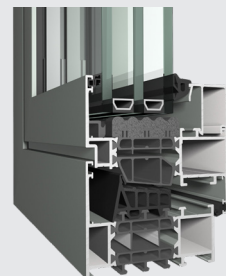
For the High Insulating Plus (HI+) variant, innovative insulation bars are incorporated, which use a low-emission foil and thus improve the insulation value by reflecting and retaining heat.



Standard




HI



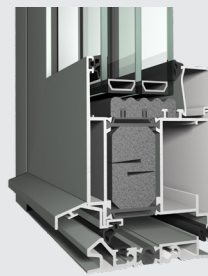
HI+

Doors


MasterLine 8 doors are available in 2 levels of insulation for terrace, flush, and pivot doors. For projects where extreme insulation is required, our MasterLine 8 range offers a panel door with excellent insulation values, that was awarded passive house certification by the renowned Passive House Institute.



HI



HI+



Passive Door



COMFORT

MasterLine 8 windows and doors meet the modern requirements for safety, thermal insulation, and stability. These ultimate performances are achieved by the overall concept and the increased overlap of the central gasket in the windows, offering a guaranteed performance.

MasterLine 8 ventilation vents are available on 2 different levels of insulation for high insulated, low energy, and even passive houses. These ventilation vents exist in 2 widths for optimal fresh air access: 7 5/16" and 9 13/16". The vents are optimized for easy installation and aesthetics as the end pieces are adjustable for optimal fit and paintable to match the color of the profiles.



SAFETY

Reynaers Aluminium offers a wide range of compatible handles, locks, and hinges to ensure your safety and comfort. To further enhance safety, MasterLine 8 is compatible with RB Glass: the add-on glass balustrade for larger window areas in high rise buildings. Even without balconies, RB Glass ensures you can safely open your windows and enjoy an unobstructed view.

MasterLine 8 also offers single or double panic doors and Anti-Fingertrap doors.

DESIGN

MasterLine 8 doors offer a wide range of highly insulated and robust flush systems. This allows for the creation of entrance doors with large dimensions and weights up to 551 lbs. MasterLine 8 doors are available as inward and outward opening glass or panel doors and pivoting doors. All the doors can be fitted with a wide range of locks and hinges. The applicability of MasterLine 8 pivot doors is endless: slim profile design with heights up to 13 ft with the XL variant and unlimited multi-leaf configurations in the Landscape variant for the utmost outdoor living experience.



Pivot Door







Panel Door



Terrace Door

TECHNICAL CHARACTERISTICS

Style variants		WINDOWS		DOORS		
		FUNCTIONAL	HIDDEN VENT	TERRACE DOORS	FLUSH DOORS	XL PIVOT
Min. visible width inward opening window or door	Frame	2 1/16"	3 1/8"	2 3/8"	2 11/16"	2 11/16"
	Vent	1 7/16"	-	2 5/8"	3 1/16"	5 1/16"
Min. visible width outward opening window or door	Frame	13/16"	-	13/16"	1 11/16"	2 11/16"
	Vent	4 5/8"	-	4 7/16"	4 1/8"	6 1/8"
Min. visible width T-profile		3 1/8"	4 3/16"	3 1/8"	3 1/8"	3 1/8"
Overall system depth window or door	Frame	3 1/16"				
	Vent	3 7/16"	3 1/16"	3 7/16"	3 1/16"	3 1/16"
Rebate height		1 1/16"				
Glass thickness	Frame	up to 2 7/8"	up to 2 7/8"	up to 2 7/8"	up to 2 7/8"	2 7/16"
	Vent	up to 2 13/16"	up to 2 1/4"	up to 2 13/16"	up to 2 7/16"	up to 2 7/16"
Glazing method		dry glazing with EPDM or neutral silicones				
Thermal insulation		omega-shaped glass fibre reinforced polyamide strips HI+ version: glass fibre reinforced noryl strips 1 9/16" or 1 1/2" depending on profile			1 1/4"	-

PERFORMANCE SPECIFICATIONS ⁽¹⁾				FIXED		OPERABLE		TERRACE DOOR		FLUSH DOOR		XL PIVOT	
	ENERGY												
	Thermal Insulation ⁽²⁾ (Btu/hr-ft ² -°F) per NFRC 102	Fixed		Double	Triple	Double	Triple	Double	Triple	Double	Triple	Double	Triple
			Uw	0.23	0.16								
			SHGC	0.16	0.19								
		Open in	Uw			0.25	0.19	0.25	0.19	0.25	0.20	0.37	0.31
			SHGC			0.15	0.16	0.17	0.16	0.15	0.16	0.18	0.18
			Uw			0.29	0.24	0.26	0.20	0.25	0.20	0.37	0.31
			SHGC			0.11	0.10	0.15	0.16	0.17	0.16	0.18	0.18
Open out	Uw			0.29	0.24	0.26	0.20	0.25	0.20	0.37	0.31		
	SHGC			0.11	0.10	0.15	0.16	0.17	0.16	0.18	0.18		
	COMFORT												
	Acoustic performance ⁽³⁾ ASTM E90-09/1332	STC		50		49		43		43		-	
		OITC		44		43		35		35		-	
	Air tightness, max. test pressure ⁽⁴⁾ (cfm/ft ²)			0.01		0.01		0.01		-		0.14	
	Water tightness ⁽⁵⁾ (psf)			15		15		15		-		2.92	
	AAMA Rating AAMA/WDMA/CSA 101/I.S.2/A440, NAFS			AW PG100		AW PG100		AW PG70		-		R PG20	

This table shows classes and values of performances, which can be achieved for specific configurations and opening types.

- (1) All results based on gateway sizes; vary depending on glass/profile combinations | Above Uw & SHGC values do not necessarily work in combination.
- (2) Uw is the measure of heat transfer through the fenestration product with glass. The lower the Uw, the better the thermal insulation of the element.
- (3) The sound reduction index measures the capacity of the sound reduction performance of the frame and glass.
- (4) The air tightness test measures the volume of air that would pass through a closed window at a certain air pressure.
- (5) Water tightness testing applies a specified air pressure differential while simultaneously spraying water on to the ext. face of the assembly at the rate of 5 gal/hr/ft².

REYNAERS ALUMINIUM • t. +1 480 272 9688

www.reynaers.us • info@reynaers.us

12/2020 – 00.CP130.00 – Publisher Responsible at Law: D. Willems, 21430 N 15th Lane, Suite 100 | Phoenix, AZ 85027 | USA

R
Reynaers
Aluminium

TOGETHER FOR BETTER

